

DATE: AUG 10

PIT # 4

FEUGAEL HORSESHOES

S.P.	P.L.A.Y.E.R.S				P.L.A.Y.E.R.S				P.L.A.Y.E.R.S			
	GAME 1				GAME 2				GAME 3			
2	0	1	1	1	1	1	0	1	1	0	0	0
4	1	1	1	1	0	0	0	1	0	0	0	0
6	0	0	1	0	0	0	0	0	0	0	0	0
8	1	0	0	0	0	0	0	2	0	2	1	1
10	1	1	1	2	0	1	0	1	0	1	0	1
12	2	0	0	0	0	0	0	0	1	0	1	1
14	2	0	0	0	0	0	0	0	0	0	1	1
16	1	1	1	0	0	0	0	0	0	0	0	1
18	0	0	0	0	2	0	0	0	1	1	0	2
20	0	0	1	0	1	1	0	0	0	1	0	1
22	1	1	0	0	0	2	0	0	0	0	0	2
24	1	1	1	0	1	0	0	0	1	1	1	0
26	1	1	0	0	0	1	0	1	0	0	0	0
28	0	0	0	1	1	2	0	1	0	1	0	0
30	0	2	1	0	2	0	1	0	0	0	0	0
32	2	1	0	1	1	1	0	0	1	1	2	1
34	0	2	1	2	2	0	1	0	1	0	1	2
36	0	0	2	0	1	0	0	0	0	0	0	2
38	1	1	1	1	0	1			0	0	0	1
40	1	1	1	0	1	1	0	2	1	1	1	1
42	15	14	13	9	11	10	2	7	6	5	7	6
44												
46												
48												
50												
52												
54												
56												
58												
60												
62												
64												
66												
68												
70												
72												
74												
76												
78												
80												

Game score 50-34 Winner Jason

Game score 51-39 Winner Jason

Game score 51-28 Winner Bryce

FUGLE FISHES FOR HORSES

DATE: AUG 10

PIT # 3

P L A Y E R S			
Tapew	KEG	Jason	Bruce

P L A Y E R S			
KEG	DENNIS	BOB	FLIMSY

P L A Y E R S			
Tapew	Mark	Tapew	BBH

S.P.	GAME 1			
2	0	0	0	1
4	0	0	1	0
6	0	1	1	2
8	1	0	1	1
10	0	0	2	1
12	0	1	1	1
14	0	1	2	1
16	0	2	1	1
18	6	0	0	0
20	0	1	1	2
22	0	0	1	1
24	0	0	0	1
26	0	1	1	1
28	0	1	2	0
30	0	0	1	1
32	0	1		
34				
36	1	9	15	14
38				
40				
42				
44				
46				
48				
50				
52				
54				
56				
58				
60				
62				
64				
66				
68				
70				
72				
74				
76				
78				
80				







Game Score 50-21 Winner Bruce

P L A Y E R S				
2	1	1	0	0
4	1	0	0	0
6	1	0	0	0
8	1	0	0	1
10	1	0	0	0
12	1	1	0	0
14	0	1	1	0
16	1	0	0	0
18	1	0	0	0
20	1	0	0	1
22	0	1	0	1
24	1	0	0	1
26	0	1	0	0
28	1	0	0	0
30	0	0	0	0
32	0	0	1	0
34	1	0	0	1
36	1	1	0	0
38	1	0	0	0
42	14	6	2	5

Game Score 51-29 Winner Bruce

P L A Y E R S				
2	2	1	0	1
4	0	0	0	1
6	2	0	0	0
8	1	1	0	0
10	1	0	0	0
12	0	1	0	0
14	2	0	0	0
16	0	0	0	0
18	0	1	0	0
20	1	1	0	0
22	0	1	0	0
24	1	1	0	0
26	2	0	0	0
28	1	0	1	0
30	0	0	0	1
32	0	1	0	0
34	1	0	0	0
36	1	0	1	1
38	0	1	0	1
40	1	1	0	0
42	2	0	0	0
44	0	1	1	0
46	17	11	3	5

Game Score 50-44 Winner Tapew

BRUCE	CURT	LOBBY	KEG	BOB	TWIGGS
14/30	14/40	11/44	9/32	2/38	2/36
16/38	11/38	9/40	14/38	5/44	5/38
<hr/>	<hr/>	<hr/>	<hr/>	<hr/>	<hr/>
30/68	25/78	20/84	23/70	7/82	7/74
44.12%	32.05%	23.81%	32.86%	8.54%	9.46%
 			 		

Jason
15/30
17/44
32/74

43%



Rick
15/40
10/38
25/78



Dennis
6/38
13/40
19/78



Tim
7/36
7/38
14/74



Flimsy
5/38
6/38
11/76

14%

Tape head
1/32
3/44
4/76



DATE: AUG 10

H
O
R
S
E
S
H
O
F
E
L
E
A
G
E

PIT #	PLAYERS	GAME 1	GAME 2	GAME 3
1	Paul	1	1	1
2	Wayne	0	0	0
3	Nick	0	0	0
4	Sniper	0	0	0
5	Blayd	1	1	1
6	Teddy	0	0	0
7	Sniper	0	0	0
8	Snipes	0	0	0
9	Snipes	0	0	0
10	Paul	1	1	1
11	Larry	0	0	0
12	Snipes	0	0	0
13	Snipes	0	0	0
14	Paul	1	1	1
15	Larry	0	0	0
16	Snipes	0	0	0
17	Snipes	0	0	0
18	Paul	1	1	1
19	Larry	0	0	0
20	Snipes	0	0	0
21	Snipes	0	0	0
22	Paul	1	1	1
23	Larry	0	0	0
24	Snipes	0	0	0
25	Snipes	0	0	0
26	Paul	1	1	1
27	Larry	0	0	0
28	Snipes	0	0	0
29	Snipes	0	0	0
30	Paul	1	1	1
31	Larry	0	0	0
32	Snipes	0	0	0
33	Snipes	0	0	0
34	Paul	1	1	1
35	Larry	0	0	0
36	Snipes	0	0	0
37	Snipes	0	0	0
38	Paul	1	1	1
39	Larry	0	0	0
40	Snipes	0	0	0
41	Snipes	0	0	0
42	Paul	1	1	1
43	Larry	0	0	0
44	Snipes	0	0	0
45	Snipes	0	0	0
46	Paul	1	1	1
47	Larry	0	0	0
48	Snipes	0	0	0
49	Snipes	0	0	0
50	Paul	1	1	1
51	Larry	0	0	0
52	Snipes	0	0	0
53	Snipes	0	0	0
54	Paul	1	1	1
55	Larry	0	0	0
56	Snipes	0	0	0
57	Snipes	0	0	0
58	Paul	1	1	1
59	Larry	0	0	0
60	Snipes	0	0	0
61	Snipes	0	0	0
62	Paul	1	1	1
63	Larry	0	0	0
64	Snipes	0	0	0
65	Snipes	0	0	0
66	Paul	1	1	1
67	Larry	0	0	0
68	Snipes	0	0	0
69	Snipes	0	0	0
70	Paul	1	1	1
71	Larry	0	0	0
72	Snipes	0	0	0
73	Snipes	0	0	0
74	Paul	1	1	1
75	Larry	0	0	0
76	Snipes	0	0	0
77	Snipes	0	0	0
78	Paul	1	1	1
79	Larry	0	0	0
80	Snipes	0	0	0

Game Score 52-45 Winner Larry

Game Score 54-42 Winner Larry

Game Score 52-44 Winner Paul

9 11 11 6

12 18 8 5

2	1	0	0	1
4	0	0	0	0
6	0	0	2	0
8	0	0	0	0
10	1	1	0	1
12	0	0	0	0
14	1	0	0	1
16	1	1	1	1
18	1	0	0	0
20	2	1	0	1
22	1	1	0	1
24	0	0	0	0
26	1	0	0	1
28	0	1	1	1
30	1	0	0	0
32	0	1	0	1
34	2	1	0	0
36	1	0	0	0
38	1	0	0	1
40	0	1	0	1
42	0	0	1	0
44	1	1	0	1
46	1	1	0	0
48	0	1		
50	16	11	5	12
52				
54				
56				
58				
60				
62				
64				
66				
68				
70				
72				
74				
76				
78				
80				

DATE: AUG 10

PIT # 2

F E U G A F L E O H S F S R O H

S.P.	GAME 1				GAME 2				GAME 3			
	PLAYERS				PLAYERS				PLAYERS			
	TODDY harry STRIPES Scott				NUTS NICK Paul wayne				TODDY SCOTTIE NICK NUTSY			
2	0	0	0	0	0	0	1	0	1	0	0	0
4	1	0	0	0	0	0	1	0	1	1	1	0
6	0	1	0	1	0	0	0	1	1	2	0	0
8	1	0	0	0	0	0	0	0	2	1	1	0
10	1	1	1	0	0	1	1	0	0	1	1	0
12	0	1	0	0	0	0	0	0	0	0	0	0
14	1	1	0	0	0	0	1	0	0	0	0	0
16	0	1	0	0	0	0	0	1	0	0	1	0
18	1	1	0	1	0	1	1	1	2	1	0	0
20	0	1	0	0	0	1	0	0	0	0	1	0
22	2	0	0	2	0	0	0	1	1	0	0	0
24	0	1	1	0	0	0	0	2	0	0	0	0
26	1	0	0	0	0	0	0	0	1	0	1	0
28	1	2	0	0	1	0	0	0	1	1	1	0
30	0	1	0	2	0	0	0	0	0	0	0	0
32	0	0	0	0	0	0	0	0	1	1	1	0
34	1	0	0	0	0	1	0	0	0	0	0	0
36	0	1			2	0	1	1	0	0	0	0
38					1	0	1	1	1	1	0	0
40	10	12	2	6	0	1	0	0	0	1	0	0
42					0	0	0	0	1	0	0	0
44					0	1	1	0	0	1	0	1
46					1	1	0	1	0	1	0	0
48					0	0	1	1	0	1	0	0
50					0	0	1	1	0	2	0	0
52					0	0	1	1	0	0	0	1
54					0	0	0	0	0	1		
56					0	0	1	2				
58					7	8	12	14	13	16	8	4
60												
62												
64												
66												
68												
70												
72												
74												
76												
78												
80												

Game Score 51-31 Winner Larry

Game Score 54-46 Winner Larry

Game Score 51-42 Winner Larry

Harry
18/42
12/36

30/78
38.4



Wayne
11/50
14/56

25/106
23.5



Scott
6/34
16/54

22/88
25



Snipes
11/42
12/50

23/92
25



Mutsy
4/52
7/56

11/108
10.1



Lloyd
5/42
9/42

14/84
16.6



Paul

16/50

12/56

15/42

43/148

29

Ted

10/36

11/42

13/54

34/130

26.1

Niek

8/56

5/46

8/52

21/154

13.6

Snipes

8/42

6/42

2/34

16/118

13.5



FEELEAGUE FISHES FOR HORNS

PIT # 6

DATE: AUG 10

PLAYERS

Robb
Bo
Clayton

PLAYERS

Bo
Robb
Robb
Bass

PLAYERS

mouse
Jordan
Boys
Clayton

S.P. GAME 1

2	0	1	0	0
4	1	0	0	0
6	1	1	0	0
8	1	0	0	0
10	0	1	0	0
12	0	0	0	0
14	1	0	0	0
16	0	0	0	0
18	0	2	1	0
20	1	0	0	0
22	2	1	0	1
24	0	1	0	0
26	0	2	1	0
28	0	1	0	0
30	0	2	0	0
32	1	1	0	0
34	1	1	0	1
36	1	0	0	0
38	0	0	0	0
40	1	0	0	1
42	0	0	0	0
44	0	2		
46	11	15	2	3
48				
50				
52				
54				
56				
58				
60				
62				
64				
66				
68				
70				
72				
74				
76				
78				
80				

Game Score 52-32 Winner Lyle

S.P. GAME 2

2	1	0	2	0
4	0	0	0	0
6	2	0	0	0
8	1	0	0	1
10	1	1	1	0
12	1	0	0	0
14	1	0	0	0
16	0	1	2	0
18	2	2	0	0
20	0	0	0	1
22	0	0	0	0
24	1	0	0	1
26	1	0	0	0
28	0	0	0	0
30	1	0		
32	12	4	5	3
34				
36				
38				
40				
42				
44				
46				
48				
50				
52				
54				
56				
58				
60				
62				
64				
66				
68				
70				
72				
74				
76				
78				
80				

Game Score 52-17 Winner Lyle

S.P. GAME 3

2	0	0	0	0
4	0	0	0	1
6	1	0	1	0
8	1	0	0	0
10	1	0	0	0
12	1	0	0	0
14	1	1	0	0
16	0	0	1	0
18	0	0	0	0
20	1	0	0	0
22	1	0	1	0
24	0	0	0	0
26	1	0	0	0
28	0	0	0	0
30	0	0	0	0
32	1	0	0	0
34	0	0	0	0
36	0	0	1	0
38	0	0	0	1
40	0	0	0	0
42	1	0	1	0
44	10	1	5	2
46				
48				
50				
52				
54				
56				
58				
60				
62				
64				
66				
68				
70				
72				
74				
76				
78				
80				

Game Score 53-12 Winner Jr.

DATE: AUG 10

PIT # 5

FUGLE FISHES FOR HORNS

S.P.	GAME 1				GAME 2				GAME 3			
	Jr	Lyle	WATY	Rob	Lyle	WATY	Jordan	Morse	Jr	Lyle	Garri	Rob
2	2	1	1	0	0	0	0	0	0	1	0	1
4	0	1	0	0	1	0	0	1	0	1	0	2
6	1	0	2	2	1	0	1	0	0	1	0	1
8	1	0	0	0	1	1	0	0	1	0	1	0
10	0	1	0	0	1	1	1	0	1	2	1	2
12	0	0	1	0	0	0	0	0	1	0	0	0
14	1	0	1	0	1	1	0	0	1	0	1	1
16	0	1	1	1	1	1	0	0	0	0	0	0
18	1	0	1	1	0	1	0	0	1	0	0	2
20	1	1	1	0	0	0	0	0	1	1	0	0
22	1	0	1	0	1	1	0	0	0	2	0	0
24	1	1	0	2	2	0	0	0	0	1	1	0
26	0	1	1	0	0	0	0	0	1	1	0	1
28	0	1	0	0	1	0	0	0	7	10	4	10
30	2	1	0	2	1	0	0	0				
32	1	9	10	4	2	0	0	1				
34					2	0						
36					15	6	2	2				
38												
40												
42												
44												
46												
48												
50												
52												
54												
56												
58												
60												
62												
64												
66												
68												
70												
72												
74												
76												
78												
80												

Game Score 51-19 Winner Jr

Game Score 50-16 Winner Lyle

Game Score 53-23 Winner Lyle

JR

ROB

WHITEY

BOSS

GARY

MOUSE

11-30

11-44

10-30

3-28

2-42

10-42

7-26

4-30

6-34

5-42

4-26

2-32

15-74

16-64

8-70

6-68

12-74

18-56

20.2

25

11.5

8.8

16.2

32.1



Lyle	Bo	Robb	Clayton	Jordan
9/30	15/44	4/30	3/42	2/32
15/34	12/30	10/26	2/42	1/42
10/26	27/74	5/28		
<hr/>		<hr/>		
34/90		19/84	6%	4%
38%	36%	23%		
<input type="radio"/> <input type="radio"/>	<input type="radio"/> <input type="radio"/>	<input type="radio"/> <input type="radio"/>	<input type="radio"/>	<input type="radio"/>